



ST. PATRICK'S  
JUNIOR SCHOOL

# Parent Association Newsletter

October 2022

## welcome!

Welcome to the October edition of the St Patrick's Junior School Parent Association Newsletter.

Since the start of the school term, we have been busy organizing the year and we are now delighted that we can resume back to PA events.

You will find a summary of events that have taken place since September and more that's in store for the coming weeks.

## Junior Infants Photo's

The Junior Infants children had their best smiles out for their Junior Infants & sibling photos at the start of the month.

Thank you to all the PA team and volunteers for all the help on the day in its smooth running.

Pictured here from the PA Team on the day are Sinead, Niamh & Kate.



St. Patrick's  
**JUNIOR SCHOOL**  
Parents Association




would like to invite all parents to our



# AGM

**on Thursday November 10th at 8pm  
in the School Hall**

**This will be an information evening, with an agenda covering the following:**

-  An overview of the funds raised by the Parents Association last year, detailing how these were spent to benefit the students.
-  Teachers will give a brief overview of what's covered at each class level. They will also talk about the Amber Flag and what it means for the school.
-  Our guest speaker will be **Caragh Shiels**, a creative mindfulness practitioner for children.

*"The creative mindfulness method introduces children to mindfulness in fun and creative ways, promoting positive mental health and well-being."*

**We look forward to seeing you there!**



## Halloween Disco

We brought our best dance moves to the dance floor of Skerries Community Centre, with our Halloween Disco on October 27th, organised by the Parents Association.

We were all delighted to resume this much loved event, which we used to always enjoy pre-Covid times.

The children all got to bring home a small packet of jellies and the next day, they got to enjoy their Halloween Dress Up Day in school.



## Christmas Cards 2022

This is a brilliant and unique fundraiser for the school, where the children get to showcase their amazing artistic skills and have them printed and made into Christmas cards.

The cards are sold in packs of 10 at a cost of €8 (€15 for 2 packs). For orders of 3 or more packs, these will be sold at €7 per pack.

Order forms have all now gone home with your children. **The last date to return your completed order forms to your class teacher is on November 8th.** This is the latest day to get them in, as they go to print the next day.

Thank you in advance for your support. It's also a lovely keepsake to send out to loved ones.

# Walking Bus Initiative

The Green School Team has had a very successful

***Morning Walking Bus Initiative***, helping to promote regular exercise for children and working towards reducing traffic congestion.

Thank you to all our volunteers and the Green School Team for making this such a success.







# Autumn Art

Here are some amazing Autumnal art pieces that the children have enjoyed doing in school.















# Recipe Corner

## Healthy Halloween pizzas

### Ingredients

- 200g strong white flour
- 200g strong wholewheat flour
- 1 tsp or 7g sachet easy-blend dried yeast
- 250ml warm water

### For the topping

- 300g passata
- 1 garlic clove , crushed
- 1 tbsp olive or rapeseed oil
- 75g grated mozzarella
- 10 black olives
- handful cherry tomatoes , halved
- handful basil leaves , to serve



### STEP 1

Mix the flours and yeast with a pinch of salt in a food processor fitted with a dough blade, or combine in a bowl. Pour in the water and mix to a soft dough, then work for 1 min in a processor or 5 mins by hand. Remove the dough, divide into 4 pieces and roll out on a lightly floured surface to rounds about 15cm across. Lift onto heavily oiled baking sheets.

### STEP 2

Mix the passata with the garlic, oil and a little seasoning. Spread over the dough to within 2cm of the edges. Scatter with the mozzarella. Halve the olives and tomatoes. Place an olive in the centre of each pizza to make the spider's body. Cut the rest into little legs and arrange them around the spider bodies. Dot the tomatoes here and there. Leave to rise for 20 mins. Heat oven to 240C/ fan 220C/gas 9 or the highest setting.

### STEP 3

Bake the pizza for 10-12 mins until crisp and golden around the edges. Scatter with the basil to serve.

Recipe taken from <https://www.bbcgoodfood.com>

# Halloween Competition

Enter our Halloween Competition and be in with a chance to win 1 of 4 vouchers for The Bubble Room worth €15 each.

Entries can be for:

- Drawing
- Colouring
- Pumpkin Carving

Send your entries to [pa.stpatsjnr@gmail.com](mailto:pa.stpatsjnr@gmail.com) or post up on our Facebook page.

Competition ends at 6pm on November 4th and there will be 4 winners picked (1 from each year).


We have included some Halloween colouring and drawing sheets on the next page but feel free to create your very own if you wish.

Best of luck and have fun!



TRICK OR TREAT







# Halloween Scavenger Hunt

Directions: Print off the cards and place the next card in the location with a Halloween treat (candy or non-candy treat).

Copyright [thebestideasforkids.com](http://thebestideasforkids.com)

For personal or school use only.

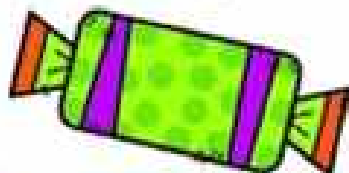
ClipArt and Font by:  [Creative Clips – Krista Wallden](http://CreativeClips.com)

 [The Artsy Apple](http://TheArtsyApple.com)

To find your very  
first treat,  
I'm where  
you get  
food to  
eat.



If you want to find  
a candy label,  
You must look  
under your dinner  
table.



It's too  
early to  
quit.  
I'm on  
something  
you sit.



It's time  
we stop  
for a drink.  
Now I'm  
close to  
the sink.



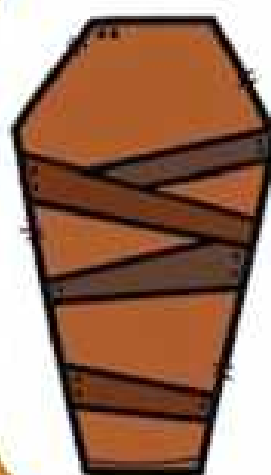
You still have  
more clues,  
The next one is  
by your shoes.




I might  
be hard  
to see.  
But I'm  
close to  
your TV.



No need to check  
outside,  
I'm right  
at your  
bedside.



Now I'm in  
your bed!  
I'm under  
where you  
put your  
head.



The next clue is  
what you need,  
I'm near the books  
you read.



Find the  
next clue,  
if you  
dare.  
I'm where you keep  
your underwear.



Now if you follow  
this path,  
You'll find  
me where  
you take a  
bath.

This is your last  
clue. There won't  
be anymore.  
For your final  
treat, check  
the front  
door.



# Join the Parent Association Team

We are always looking for  
volunteers to help out with  
school events.

If you would like to help as a  
volunteer or join the PA Team,  
please get in touch with us.

We would love to welcome you!

Email us on:  
[pa.stpatsjnr@gmail.com](mailto:pa.stpatsjnr@gmail.com)

# Notes from the Principal - Ms Ní Chróinín

## Some House Keeping

### Dress Warmly:

Please ensure that children dress appropriately for the weather and wear a warm rainproof coat every day as children play outside even in the rain, unless it is exceptionally heavy. We continue to monitor CO2 levels in our classrooms and to keep windows open throughout the day despite cold/inclement weather as we are aware that COVID continues to be a risk in our community.

### Health & Safety:

Please be aware of health & safety at the gate particularly at pick up times. Please be mindful of where younger siblings are playing – they should not be playing behind cars parked at or around the school.

### Label It:

All bikes and scooters are parked on school premises at owners' risk. Please consider marking/engraving the bike or scooter with an identifying number or word – and keeping a photo of this mark in a safe place - in case of dispute.

### Policy Spotlight:

This year we are highlighting a different policy in each newsletter. Policies are available on the school website. This link will take you directly to the School Policy Page on the website:

<https://stps.ie/school-policies/>

On this occasion we are highlighting our Child Safeguarding Statement and Risk Assessment. This document states how the school complies with Child Safeguarding legislation. The Risk Assessment lists school activities, then lists the child safeguarding risks (not “health & safety” risks) associated with school activities, and finally lists all the measures the school has taken to minimise these risks. This policy is reviewed every year and the updated policy is published on the school website. This year’s review has just taken place and the new policy has been uploaded to the school website.

### Green Schools:

Our Green school committee is back up and running and we are working towards Global Citizenship – Food and biodiversity. The walking bus has also started and has been a great success so far, thanks to our parent volunteers.

### Diversity Initiative:

We are practicing how to say “hello” in all of the eighteen languages spoken by members of our school community. On the 12th of October we celebrated el Día Nacional de España, Spain’s national holiday. First and Second class completed a Fact File about Spain and made Spanish Flags. We were very lucky to have our Spanish Student Teachers in class on that day too. They taught us lots about their culture and how they celebrate this very special day.

All our pupils learned the song “What’s the Weather Like Today” with Lámh signs and sung it at our first whole school assembly since 2020. We had great fun performing it together!

Ms. Ní Chróinín continues to upload our Lámh sign of the week on Seesaw, so be sure to check it out and practice it at home!

### Literacy:

We now focus on a particular author each month in class. For the month of November, the Junior and Senior Infants will focus on Jill Murphy and the First and Second Classes will focus on Michael Morpurgo.